

Appendix 4C





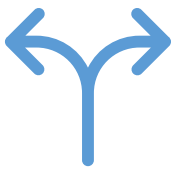
Oneview Healthcare plc
QUARTERLY ACTIVITIES REPORT
APPENDIX 4C
Quarter Ended 30 June 2023
26 July 2023



Oneview



**Baxter VAR
Signed**



**Strong Sales
Pipeline**



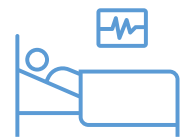
**1 New Logo
Added**




**BYOD
Development
Commenced**



**> 15,000
Contracted Beds**



**Customer Go-Live
Rate Increased**



ASX Release

Appendix 4C – Q2 2023 Quarterly Cash Flow Report

26 July 2023 – Melbourne, Australia – Oneview Healthcare PLC (ASX:ONE) (“Oneview” or “the Company”), a global healthcare technology company, today released its Appendix 4C – Quarterly Cashflow report for the quarter ending 30 June 2023 (Q2 FY23).

Financial Highlights

The Company had a net operating cash outflow of €1.6m, which was 18% lower than the prior period net cash operating outflow of €1.9m and 19% lower than the prior comparative period. Other components of the operating cash outflow in the quarter comprised:

- Receipts from customers totalled €2.1m (A\$3.4m) (in line with prior period and up 63% on prior comparative period).
- Payments in respect of staff costs of €2.1m (A\$3.5m) were 8% lower than the previous quarter and 28% lower than the prior comparative period and in line with the workforce reduction program implemented in late 2022.
- Admin and corporate costs of €805k (A\$1.3m) were in line with the prior quarter.

The Company held cash balances of €2.6m (A\$4.3m) at 30 June 2023, with zero debt. The Company has since undertaken a placement of CHESSE depositary interests over fully paid ordinary shares in the Company (CDIs) on 24th July 2023 to institutional and sophisticated investors, which will raise approximately A\$20m in gross proceeds.

Payments to related parties of the entity and their associates in the quarter were comprised of directors' fees totalling €173,000 (A\$285,000).

Operational Highlights

- The Company entered into a Value-Added Reselling Agreement with Baxter International, Inc. (NYSE:BAX) (“Baxter”) to resell Oneview's Care Experience Platform (CXP) in the US market. Baxter is a leading provider of connected hospital beds to the US market and offers one of the leading care communications and collaboration (CC&C) platforms. Baxter's CC&C portfolio includes nurse call, locating, mobile communications, medical device integrations and alarm management. Adding Oneview's cloud-hosted CXP will broaden the Baxter portfolio in certain markets with patient experience, digital door signs and digital whiteboards to better connect patients, families and care teams during inpatient visits.
- A 5 year contract was signed with Avive Health Australia for the CXP Cloud Enterprise solution in both its Melbourne and Brisbane mental care facilities (123 rooms).
- A further three net new logos are in late-stage contract negotiation, representing 2,630 new beds, demonstrating renewed commercial activity post pandemic.
- Delivery of 1,025 of the NYU Langone expansion beds has now been substantially completed.

- Implementation in the second BJC expansion hospital is almost complete and will result in a further 233 beds going live. Pre-installation work for the third and fourth BJC hospital sites are scheduled to commence later this month.
- Purchase orders have been received for the migration of Bumrungrad's legacy Gen 2 solution to CXP Cloud Enterprise, which is to commence later this year.
- A scheduled software release was delivered in the quarter, including support for patients' preferred names, improvements to TV and meal ordering, as well as technical improvements.

Outlook

The Company has added €6.6m (A\$10.9m) in new TCV sales from existing and new customers since the start of the year, with additional Annualised Recurring Revenues from these new sales of €1.3m (A\$2.1m). The Company continues to enjoy a strong sales pipeline and there is strong evidence that budgets have been allocated for patient experience initiatives in 2023 and beyond.

Formal launch of the Baxter/Oneview partnership is planned for the current quarter.

The Company received inbound RFP requests for a further 1,713 beds during the quarter continuing the strong expressions of interest from customers.

The Company has commenced development of its BYOD product which is expected to materially expand the addressable market and eliminate friction in the sales cycle.

One of the Company's largest competitors in the Australian market, Hills Limited, was placed in administration during the quarter which may open up fresh sales opportunities for the Company.

Sales opportunities are progressing well through the pipeline. We look forward to updating the market as contracts are signed. It should be noted that enterprise contracts in healthcare are complex and when we have been selected as vendor of choice, there is no guarantee that the issuing party will ultimately procure our solution if, for example, hospital budgets remain constrained or their IT priorities change.

ESG

The Company is committed to its Environmental, Social and Governance principles and is pleased to report continued progress, as measured against the World Economic Forum universal ESG framework. Details can be found [HERE](#) on our website and will continue to be reported on a quarterly basis.

This announcement has been approved for release by the board of Oneview Healthcare plc.

About Oneview Healthcare plc

For healthcare systems who lead on exemplary care, Oneview Healthcare plc provides digital tools for patients, families and caregivers to improve the care experience. Unifying a facility's systems, content and services into one digital platform with dedicated devices at the point of care, Oneview helps deliver more control for patients and families, more time for care teams, and less complexity for executives and IT teams. Oneview is proud to partner with leading healthcare systems in the US, Australia, the Middle East and Asia to unify the care experience, in over 70 hospitals.

Enquiries:

James Fitter, CEO

Helena D'Arcy, CFO

Website : www.oneviewhealthcare.com

Appendix 4C

Quarterly cash flow report for entities subject to Listing Rule 4.7B

Name of entity

Oneview Healthcare PLC

ABN

610 611 768

Quarter ended ("current quarter")30th June 2023

Consolidated statement of cash flows	Current quarter €'000	Year to date (6 months) €'000
1. Cash flows from operating activities		
1.1 Receipts from customers	2,067	4,160
1.2 Payments for		
(a) research and development	-	-
(b) product manufacturing and operating costs	(899)	(1,750)
(c) advertising and marketing	(105)	(206)
(d) leased assets	-	-
(e) staff costs	(2,122)	(4,425)
(f) administration and corporate costs	(805)	(1,600)
1.3 Dividends received (see note 3)	-	-
1.4 Interest received	-	-
1.5 Interest and other costs of finance paid	-	-
1.6 Income taxes (paid)/refunded	(29)	(40)
1.7 Government grants and tax incentives	-	-
1.8 Legal claim recovery, net of costs	-	-
1.9 Other (termination costs)	-	(121)
1.10 Other (working capital movements)	290	431
1.11 Net cash from / (used in) operating activities	(1,603)	(3,551)

2.	Cash flows from investing activities		
2.1	Payments to acquire or for:		
	(a) entities	-	-
	(b) businesses	-	-
	(c) property, plant and equipment	(10)	(171)
	(d) investments	-	-
	(e) intellectual property	-	-
	(f) other non-current assets	-	-
2.2	Proceeds from disposal of:		
	(a) entities	-	-
	(b) businesses	-	-
	(c) property, plant and equipment	-	-
	(d) investments	-	-
	(e) intellectual property	-	-
	(f) other non-current assets	-	-
2.3	Cash flows from loans to other entities	-	-
2.4	Dividends received (see note 3)	-	-
2.5	Other (provide details if material)	-	-
2.6	Net cash from / (used in) investing activities	(10)	(171)

3.	Cash flows from financing activities		
3.1	Proceeds from issues of equity securities (excluding convertible debt securities)	-	-
3.2	Proceeds from issue of convertible debt securities	-	-
3.3	Proceeds from exercise of options	-	-
3.4	Transaction costs related to issues of equity securities or convertible debt securities	-	-
3.5	Proceeds from borrowings	-	-
3.6	Repayment of borrowings	-	-
3.7	Transaction costs related to loans and borrowings	-	-
3.8	Dividends paid	-	-
3.9	Other (provide details if material)	-	-
3.10	Net cash from / (used in) financing activities	-	-

Quarterly cash flow report for entities subject to Listing Rule 4.7B

4.	Net increase / (decrease) in cash and cash equivalents for the period		
4.1	Cash and cash equivalents at beginning of period	4,234	6,410
4.2	Net cash from / (used in) operating activities (item 1.11 above)	(1,603)	(3,551)
4.3	Net cash from / (used in) investing activities (item 2.6 above)	(10)	(171)
4.4	Net cash from / (used in) financing activities (item 3.10 above)	-	-
4.5	Effect of movement in exchange rates on cash held	(10)	(77)
4.6	Cash and cash equivalents at end of period	2,611	2,611

5.	Reconciliation of cash and cash equivalents at the end of the quarter (as shown in the consolidated statement of cash flows) to the related items in the accounts	Current quarter €'000	Previous quarter €'000
5.1	Bank balances	2,611	4,234
5.2	Call deposits	-	-
5.3	Bank overdrafts	-	-
5.4	Other (provide details)	-	-
5.5	Cash and cash equivalents at end of quarter (should equal item 4.6 above)	2,611	4,234

6.	Payments to related parties of the entity and their associates	Current quarter €'000
6.1	Aggregate amount of payments to related parties and their associates included in item 1	173
6.2	Aggregate amount of payments to related parties and their associates included in item 2	-

Note: if any amounts are shown in items 6.1 or 6.2, your quarterly activity report must include a description of, and an explanation for, such payments.

7. Financing facilities	Total facility amount at quarter end €'000	Amount drawn at quarter end €'000
<i>Note: the term "facility" includes all forms of financing arrangements available to the entity. Add notes as necessary for an understanding of the sources of finance available to the entity.</i>		
7.1 Loan facilities	-	-
7.2 Credit standby arrangements	-	-
7.3 Other (please specify)	-	-
7.4 Total financing facilities	-	-
7.5 Unused financing facilities available at quarter end		-
7.6 Include in the box below a description of each facility above, including the lender, interest rate, maturity date and whether it is secured or unsecured. If any additional financing facilities have been entered into or are proposed to be entered into after quarter end, include a note providing details of those facilities as well.		

8. Estimated cash available for future operating activities	€'000
8.1 Net cash from / (used in) operating activities (item 1.9)	(1,603)
8.2 Cash and cash equivalents at quarter end (item 4.6)	2,611
8.3 Unused finance facilities available at quarter end (item 7.5)	-
8.4 Total available funding (item 8.2 + item 8.3)	2,611
8.5 Estimated quarters of funding available (item 8.4 divided by item 8.1)	1.63
<i>Note: if the entity has reported positive net operating cash flows in item 1.9, answer item 8.5 as "N/A". Otherwise, a figure for the estimated quarters of funding available must be included in item 8.5.</i>	
8.6 If item 8.5 is less than 2 quarters, please provide answers to the following questions:	
8.6.1 Does the entity expect that it will continue to have the current level of net operating cash flows for the time being and, if not, why not?	
Answer:	
Yes	
8.6.2 Has the entity taken any steps, or does it propose to take any steps, to raise further cash to fund its operations and, if so, what are those steps and how likely does it believe that they will be successful?	
Answer:	
The Company has undertaken a placement of CHESSE depository interests over fully paid ordinary shares in the Company (CDIs) on 24 th July 2023 to institutional and sophisticated investors, which will raise approximately A\$20m in gross proceeds.	

8.6.3 Does the entity expect to be able to continue its operations and to meet its business objectives and, if so, on what basis?

Answer:

The Company expects to be able to continue its operations as it has sufficient funding in place.

Note: where item 8.5 is less than 2 quarters, all of questions 8.6.1, 8.6.2 and 8.6.3 above must be answered.

Compliance statement

- 1 This statement has been prepared in accordance with accounting standards and policies which comply with Listing Rule 19.11A.
- 2 This statement gives a true and fair view of the matters disclosed.

Date:26 July 2023.....

Authorised by: **BY THE BOARD**.....
(Name of body or officer authorising release – see note 4)

Notes

1. This quarterly cash flow report and the accompanying activity report provide a basis for informing the market about the entity's activities for the past quarter, how they have been financed and the effect this has had on its cash position. An entity that wishes to disclose additional information over and above the minimum required under the Listing Rules is encouraged to do so.
2. If this quarterly cash flow report has been prepared in accordance with Australian Accounting Standards, the definitions in, and provisions of, *AASB 107: Statement of Cash Flows* apply to this report. If this quarterly cash flow report has been prepared in accordance with other accounting standards agreed by ASX pursuant to Listing Rule 19.11A, the corresponding equivalent standard applies to this report.
3. Dividends received may be classified either as cash flows from operating activities or cash flows from investing activities, depending on the accounting policy of the entity.
4. If this report has been authorised for release to the market by your board of directors, you can insert here: "By the board". If it has been authorised for release to the market by a committee of your board of directors, you can insert here: "By the [name of board committee – eg Audit and Risk Committee]". If it has been authorised for release to the market by a disclosure committee, you can insert here: "By the Disclosure Committee".
5. If this report has been authorised for release to the market by your board of directors and you wish to hold yourself out as complying with recommendation 4.2 of the ASX Corporate Governance Council's *Corporate Governance Principles and Recommendations*, the board should have received a declaration from its CEO and CFO that, in their opinion, the financial records of the entity have been properly maintained, that this report complies with the appropriate accounting standards and gives a true and fair view of the cash flows of the entity, and that their opinion has been formed on the basis of a sound system of risk management and internal control which is operating effectively.